
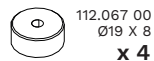
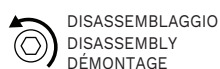
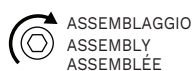
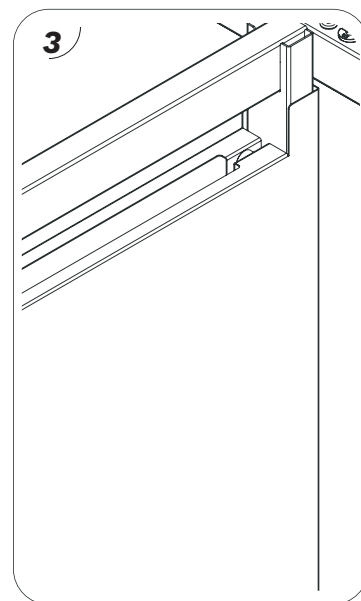
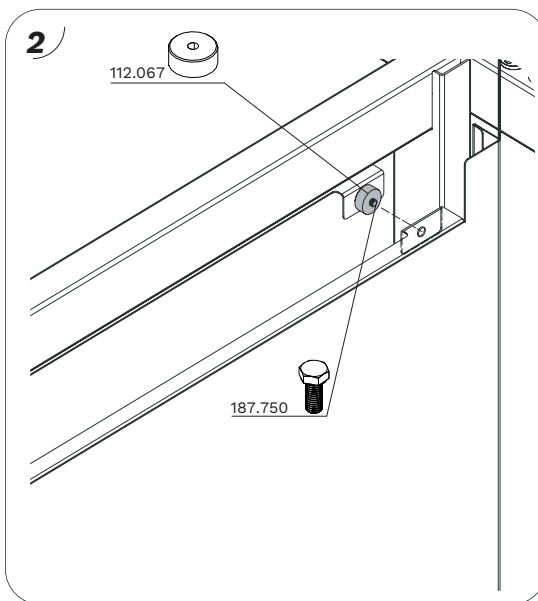
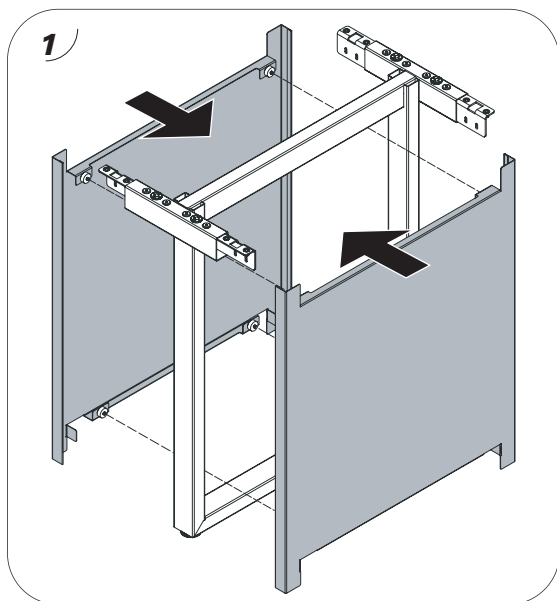
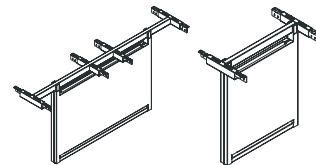


## SCHEMA DI MONTAGGIO / DISASSEMBLAGGIO — ASSEMBLY / DISASSEMBLY INSTRUCTIONS — NOTICE DE MONTAGE / DÉMONTAGE



## Carter



-Per disassemblare il prodotto seguire le istruzioni di assemblaggio a ritroso, invertendo il senso delle frecce.

-To disassemble the product, please follow the assembly instructions in the opposite order, reversing the arrows' direction.

-Pour démonter le produit, suivez les instructions de montage en sens inverse, en inversant le sens des flèches.